

DOWNLOAD THE ILLINOIS 4-H STATE FAIR APP!



Stay in the know with everything you need to know!

Get alerts when your project is ready to be picked up and other important alerts!

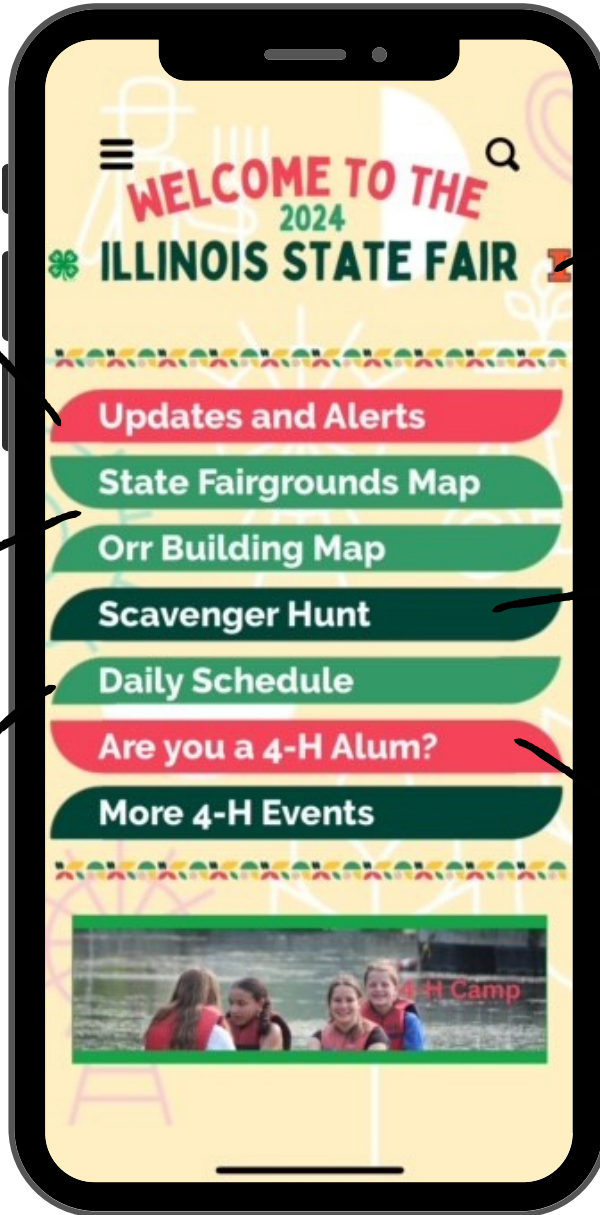
View maps of the State Fair and Orr Building

View maps of the State Fair and Orr Building

Explore the fair while you are here! Complete the scavenger hunt for a chance at a prize!

Check out the daily schedule!

Learn more about registering as a 4-H alum!



READY TO DOWNLOAD?

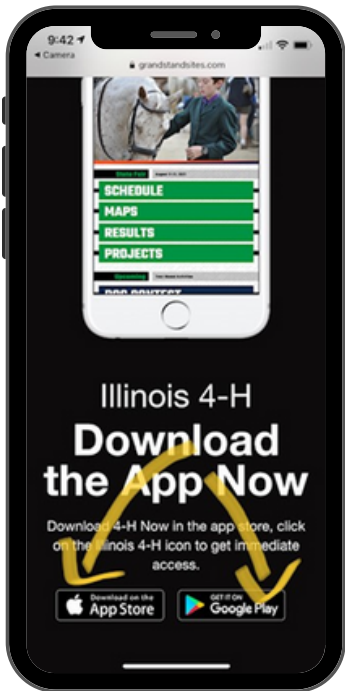
Open up your camera app and scan the QR code. You can also head to go.illinois.edu/4HFair for clickable links to download the app from the website, through iOS iTunes download or through Google Play for Android.

FOR A STEP BY STEP OF WHAT TO DO AFTER YOU SCAN



1 CHOOSE YOUR PHONE TYPE

After the QR code opens, choose your download type.




2 OPEN THE APP

The app is called "4-H Now," and the icon looks like what's below



3 OPEN THE STATE FAIR EVENT

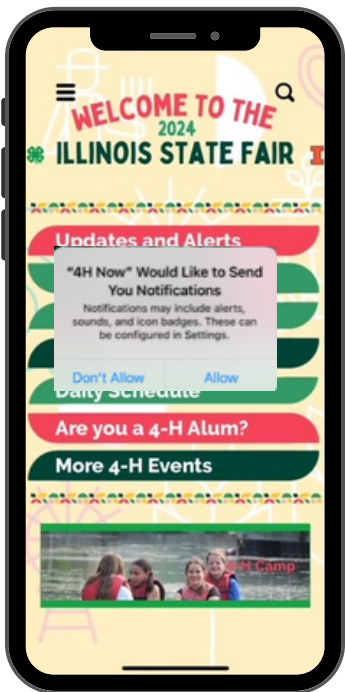
After you open the app, you'll see this screen, just choose the event highlighted below.



If you don't see the event on the home screen, just search "Illinois 4-H" in the search bar on the top left of the screen.

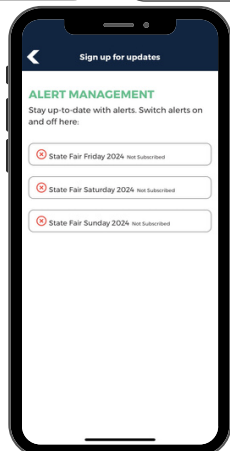
4 ALLOW NOTIFICATIONS

Please choose to allow notifications, so you can get push notifications about any updates or alerts throughout the event.



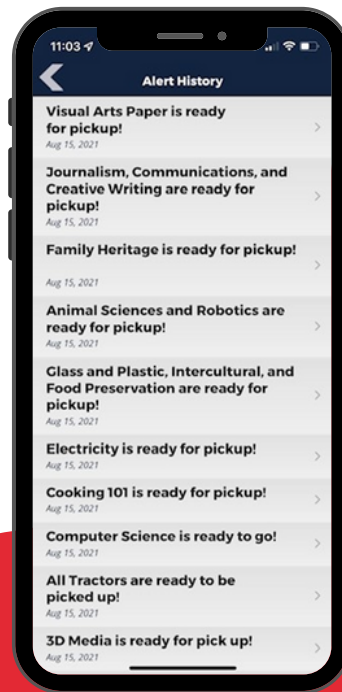
5 CHOOSE YOUR ALERTS

Push the three lines in the top lefthand corner of the app. choose sign up for updates



6 USING THE APP

Notifications during the event will push to your phone, so if you're actively using it, you'll see a pop-up on your screen, but it may also go to your notifications center.



You can always check past alerts in the app by going to the main menu in the app and alert history