



# STUDIO SPARKS KIT



## Blow Painting Mixed Media


### 4-H PROJECT AREA : 4-H VISUAL ARTS CHALK/CARBON/PIGMENT

In this project you will explore various mediums, or materials, to create a unique masterpiece! This combination of more than one material is known as mixed media. Blow painting allows you to experiment with vibrant splashes of color and spontaneous designs, rubber stamping adds structure and playful details while washi tape brings texture, bold lines, and pops of color to tie it all together. This activity encourages experimentation, self-expression, and discovery of how different materials and techniques interact to create something extraordinary.



### Supplies

- Mixed media paper, approximately 4" x 6"
- Watercolor paints
- Brush
- Rubber stamps
- Ink pads
- Washi tape
- Straw
- Cup of water
- Optional: pipette




### STEP 1

Begin by adding drops of color randomly onto your paper. This can be achieved a few way: either by dabbing a paint soaked brush on the paper or first dropping clean water with a pipette and then adding watercolor into the water drops.



### STEP 2

With a straw, blow the paint around the page. Make sure to hold your paper while blowing through the straw. Experiment by holding the straw at different angles and blowing with varying strength. Let dry before continuing to step 3.



## STEP 3

Using rubber stamps and ink, layer on top of the blown watercolor paint. You may want to experiment with different variations of how much ink is put on the stamp. Ensure ink is dry before step 4.



## STEP 4

Add washi tape to create an extra layer of interest to your piece. You may wish to continue layering materials.

## REFLECTION

- Were any of the materials or techniques new to you? What did you learn from that experience?
- Were there any unexpected outcomes or surprises while you were working? How did you adapt?
- How did you plan and organize your work before you started?
- How did combining different materials or textures influence your creative process?
- How does working with mixed media compare to working with a single medium?

Help us learn about your involvement in art by scanning the QR code



**EXPLORE MORE** Did you enjoy this project?

Discover more 4-H Visual Arts opportunities by visiting: [4h.extension.illinois.edu](http://4h.extension.illinois.edu)



**Illinois Extension**  
UNIVERSITY OF ILLINOIS URBANA-CHAMPAIGN